



JUNE 2024

CO-OP NEWS

GENERAL MANAGER'S REPORT

3978 US Hwy 26/85
Torrington, WY 82240
PO Box 359, Lingle, WY 82223

How to reach us
877-WYRULEC

E-mail: wyrulec@wyrulec.com
Website: www.wyrulec.com

May through September
Office hrs: 6:30–5:00, Mon.-Fri.

October through April
Office hrs: 7:30–4:00, Mon.-Fri.

Board of Directors

Dewey Hageman
President

Mark Knaub
Vice President

Ben Scott
Secretary

Kenda Knudsen
Treasurer

Julie Kilty
Assistant Secretary

General Manager
Ryan Schilreff

Senior Staff
Miles Duffy
Operations Manager

Tiphanie Fuss
Office Manager

Your cooperative is a proud member of these fine organizations



Medical Alert List

Does your health rely on power? Wyrulec Company keeps a Medical Alert List to note households with an occupant that is dependent on life support equipment. Qualifying equipment can include oxygen concentrators, ventilators, or other equipment for life-threatening medical conditions. Only medical equipment for people (not pets or livestock) qualifies for this list.

If you are on Wyrulec's Medical Alert List, we will always attempt to notify you prior to a planned outage, allowing you to make alternative arrangements. In the event of an unplanned outage, the cooperative's restoration process requires the backbone of the system to be restored first, and then members on the medical alert list will be taken into consideration.



Ryan Schilreff
General Manager



Wyrulec crews provided an electrical safety demonstration to the students of the Lingle-Fort Laramie PRACTICE After School Program.

continued . . .

CONTINUED. . . GENERAL MANAGER'S REPORT

If you have medically necessary equipment requiring electricity, please call our office to confirm your listing or to complete the notification process. We encourage you to have a backup plan in place in the event the power is out for several days.

New Employee

Please join us in welcoming Sawyer Anderson to the Wyrulec team! Sawyer lives in Torrington and is a graduate of Southeast High School. He completed the electrical lineworker program at Northwest Lineman College in Meridian, Idaho. Sawyer has started his career at Wyrulec as a Groundman, and will soon move into the apprenticeship program to begin training to be a Journeyman Lineman. We're happy to welcome him to our team and look forward to his career serving the Wyrulec membership!



CLEARING THE PATH TO RELIABILITY

Trees are majestic, beautiful and good for the soul. But we also know that our members depend on us to deliver reliable power to their homes and businesses. That's why Wyrulec strives to balance maintaining the beautiful surroundings we all cherish with ensuring reliable electricity. There are several benefits to regular tree trimming.

Reliability

Keeping power lines clear of overgrown vegetation improves service reliability. After all, we've seen the fury of Mother Nature during severe weather events when fallen tree limbs take down power lines and utility poles. While many factors can impact power disruptions, about half of all outages can be attributed to overgrown vegetation. This is why you sometimes see Wyrulec crews or contractors out in the community trimming trees near power lines. Our trimming crews have been trained and certified based on the latest industry standards.

In fact, all U.S. electric utilities are required to trim trees that grow too close to power lines. Scheduled trimming throughout the year keeps lines clear from overgrown or dead limbs that are likely to fall, and we are better able to prepare for severe weather events. Plus, we all know it's more cost-effective to undertake preventative maintenance than it is to make repairs after the fact.

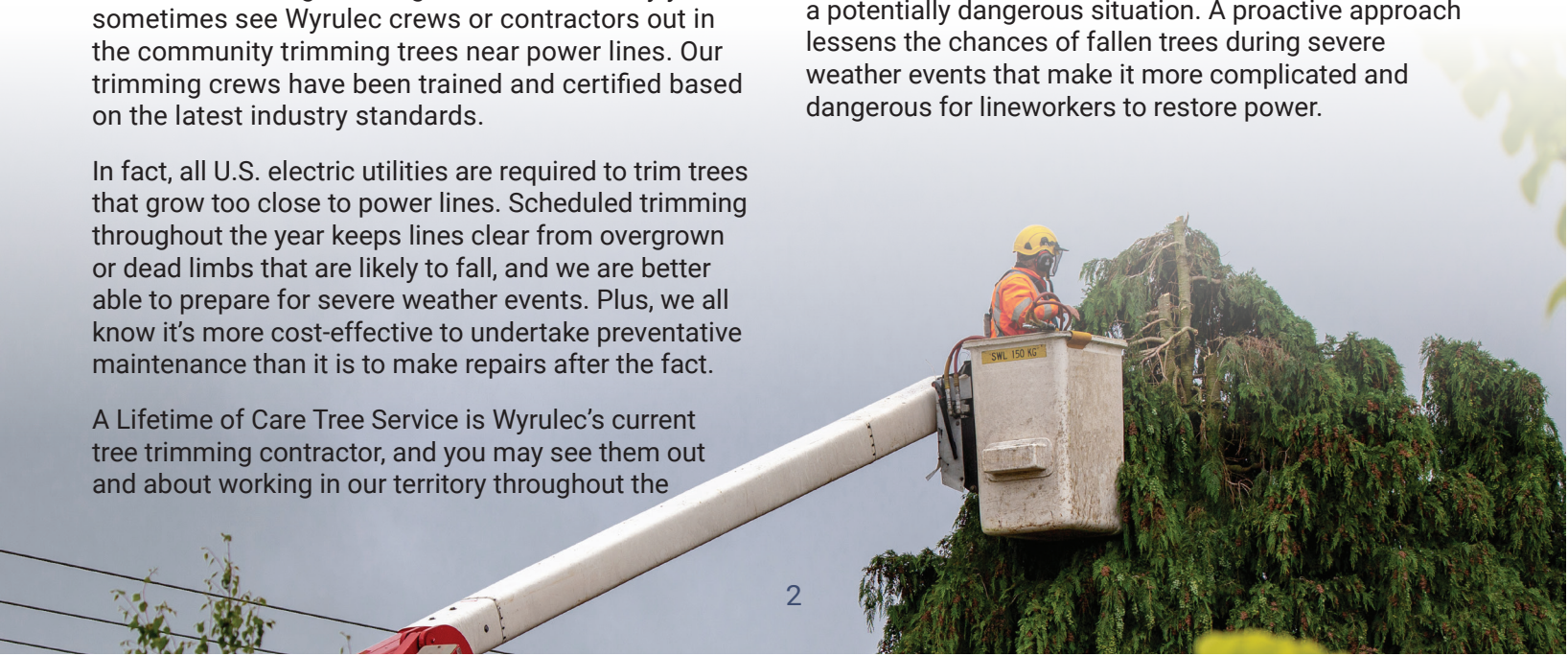
A Lifetime of Care Tree Service is Wyrulec's current tree trimming contractor, and you may see them out and about working in our territory throughout the

summer. They will abide by the cooperative's Vegetation Management Policy, which can be viewed on our website at: <https://wyrulec.com/rules-regulations-and-rates>, under the Tree Trimming tab.

Safety

Working near power lines can be dangerous, and we care about your safety and that of our lineworkers. For example, if trees are touching power lines in our members' yards, they can pose a grave danger to families. If children can reach those trees, they can potentially climb into a danger zone. Electricity can arc, or jump, from a power line to a nearby conductor such as a tree.

Any tree or branch that falls across a power line creates a potentially dangerous situation. A proactive approach lessens the chances of fallen trees during severe weather events that make it more complicated and dangerous for lineworkers to restore power.



CONTINUED. . . CLEARING THE PATH TO RELIABILITY

Affordability

As a co-op, Wyrulec always strives to keep costs down for our members. If trees and other vegetation are left unchecked, they can become overgrown and expensive to correct. A strategic vegetation management program helps keep costs down for everyone.

When it comes to vegetation management, there are ways you can help too. When planting new trees, make sure they're planted a safe distance from overhead power lines. Medium-height trees (40 ft. or smaller) should be planted at least 25 ft. from power lines. Taller

trees (over 40 ft.) should be planted at least 50 ft. from power lines. You can also practice safe planting near pad-mounted transformers. Plant shrubs at least 10 ft. from the transformer door and 4 ft. from the sides. If your neighborhood has underground lines, remember to contact 811 before you begin any project that requires digging.

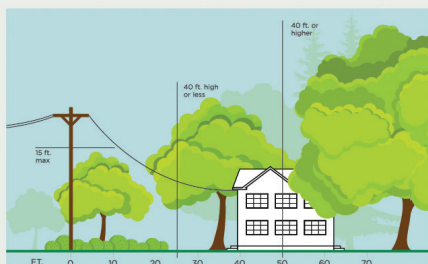
If you spot an overgrown tree or branch that's dangerously close to overhead lines, please let us know by contacting 877-WYRULEC. Our vegetation management program is a crucial tool for ensuring service reliability.

3 Ways to Help Limit Tree Trimming

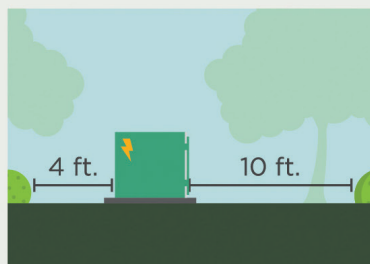
Did you know electric utilities are required to trim trees and other types of vegetation that grow too close to overhead power lines? We know you love your trees, and we will do everything we can to avoid trimming them.

Here's how you can help:

1. Plant trees in the right place. Trees that will be <40 ft. should be planted at least 25 ft. away from power lines (>40ft. should be at least 50 ft. away).



2. Don't block pad-mounted transformers. Plant shrubs at least 10 ft. away from transformer doors and 4 ft. from transformer sides.



3. Report dangerous branches. If you spot a tree or branch that is dangerously close to power lines, please let us know.



Trimming improves safety for all.

Let's work together to enjoy the beauty of trees and reliable electricity.

**The following names have been drawn for a \$25 bill credit.
Contact Wyrulec Company at 877-WYRULEC to claim your credit!**

Jack Miles	DE Ranch LLC
Dan R Peterson	Robert Daily Jr
Dana McKee	



HEAT UP THE GRILL

TO SAVE ENERGY THIS SUMMER

Nothing screams summer more than firing up the grill.

The good news is that using your grill in the great outdoors helps lower your energy bill. If you cook outside, less energy is needed to cool your kitchen.

- Nearly 70% of Americans own a grill.
- The Fourth of July is the most popular holiday for outdoor cooking.
- The hamburger is the favorite item to grill.
- The all-American hot dog gets the most votes from kids.
- More men grill than women.
- Grilling and barbecuing are not the same thing.
- Grilling means cooking over a fire, hot and fast.
- Barbecuing means cooking slowly over indirect heat.



Source: Breo Box

Safe
Electricity.org®